

Cable Type	Dimensions				
	A	B	C	D	E
RG174,316	2.7	4.0	0.6	4.4	3.0
RG179(75Ω)	3.0	4.6	0.48	5.1	3.0
RG178	2.7	3.7	0.5	4.3	2.9
1.5C-2V(75Ω)	2.7	3.7	0.45	4.3	3.0

### Electrical :

Impedance : 50 / 75 ohm

Voltage Rating :  $\geq 500$  V rms (depending on cable)

Insulator Resistance :  $\geq 5 \text{ G}\Omega$ 

**Dielectric Withstanding Voltage : 1500 V rms .**

Contact Resistance : Center Contact  $\leq 1.5 \text{ m}\Omega$ .

Outer Contact  $\leq 1 \text{ m}\Omega$ .

### Mechanical :

Mating : Bayonet Coupling.

Recommended Mating Torque : 0.6~2.5 lbs

Coupling Nut Retention Force :  $\geq 101.2$  lbs

## Environmental :

Temperature Range : -65°C to 165°C

Corrosion (Salt Spray) : MIL-STD-202, Method 101, Cond. B




Thermal Shock : MIL-STD-202, Method 107, Cond. B

Mechanical : MIL-STD-202, Method 213, Cond. G

Vibration : MIL-STD-202, Method 204, Cond. B

### Notes :

1. The overall contour may be slightly changed per terminating with different cable and we reserve right to change it without notice.
2. Any changes for interface dimensions are strictly prohibited.
3. The Material and plating are in various options per customer's request.
4. A complete information for connectors is available upon request.

Scale	Abbr.	Date	Rev.	<p>Proprietary Note</p> <p>This document contains information proprietary to S-Conn, which is either copyrighted, or patent applied for, and / or protected by trade secret laws.</p> <p>This document or parts thereof, may not be used, disclosed or reproduced in any form by any method, or for any purpose, without the written permission of S-Conn, Taiwan.</p>	DWG.NO.	<p>B118</p> 
NTS	ST	2019/07/02	B		TITLE	
Tolerances : .X ±0.2 .XX ±0.1 .XXX ±0.05		 <p>All Dimensions in mm (Unless Otherwise Specified)</p>		Customer P/N: Nil	BNC S/T Plug, Crimp Type (50Ω )	
Drawn	Checked	Approved		<p><i>S-Conn Enterprise Co., Ltd.</i></p> 		
Mark 2019/07/02	Ryan 2019/07/02	G. Sun 2019/07/02				