

Electrical :

Impedance : 50 ohm

Voltage Rating : ≤ 170 V rms. (depending on cable)

Insulator Resistance : ≥ 1 G Ω

Dielectric Withstanding Voltage : 500 V rms .

Contact Resistance : Center Contact ≤ 10 m Ω .

Outer Contact ≤ 5 m Ω .

Cable Type	Dimensions			
	A	B	C	D
RG174,316	1.63	2.3	0.6	3.0
Mini Coaxial Cable	1.5	2.7	0.6	
RG178	0.9	1.7		1.9

Mechanical :

Mating : Snap-on Coupling.

Engagement Force : ≤ 3.4 lbs

Disengagement Force : 1.4 lbs ~ 3.4 lbs

Environmental :

Temperature Range : -55°C to 155°C

Corrosion (Salt Spray) : MIL-STD-202, Method 101, Cond. B






Thermal Shock : MIL-STD-202, Method 107, Cond. F

Mechanical : MIL-STD-202, Method 213, Cond. B

Vibration : MIL-STD-202, Method 204, Cond. C

Notes :

1. The overall contour may be slightly changed per terminating with different cable and we reserve right to change it without notice.
2. Any changes for interface dimensions are strictly prohibited.
3. The Material and plating are in various options per customer's request.
4. A complete information for connectors is available upon request.

Scale	Abbr.	Date	Rev.	<p>Proprietary Note</p> <p>This document contains information proprietary to S-Conn, which is either copyrighted, or patent applied for, and / or protected by trade secret laws.</p> <p>This document or parts thereof, may not be used, disclosed or reproduced in any form by any method, or for any purpose, without the written permission of S-Conn, Taiwan.</p>	DWG.NO.	<p>RMM101</p> 
NTS	ST	2019/07/16	B		TITLE	
Tolerances :		 		Customer P/N: Nil		
.X ±0.2 .XX ±0.1 .XXX ±0.05		All Dimensions in mm (Unless Otherwise Specified)				
Drawn	Checked	Approved		<p><i>S-Conn Enterprise Co., Ltd.</i></p>  		
Mark	Ryan	G. Sun				
2019/07/16	2019/07/16	2019/07/16				